

DN6848/SE/TE/S

Hall IC (Operating Temperature Range
 $T_{opr} = -40$ to $+100^{\circ}\text{C}$, Operating in One
 Way Magnetic Field)

■ Overview

The DN6848/SE/TE/S is a combination of a Hall element, amplifier, Schmitt circuit, and stabilized power supply/temperature compensator integrated on an identical chip by using the IC technology. It amplifies Hall element output at the amplifier, converts into a digital signal through the Schmitt circuit, and drives the TTL or MOS IC directly.

■ Features

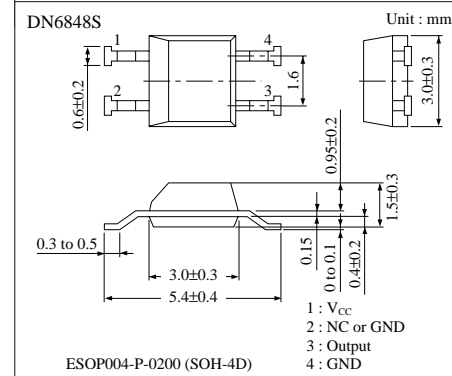
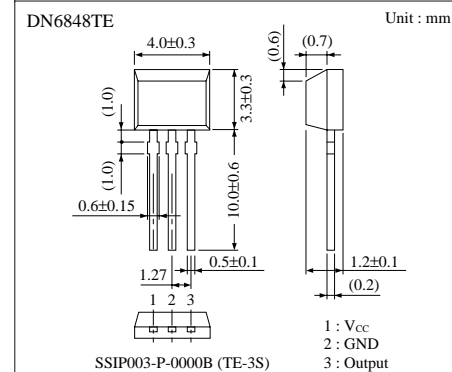
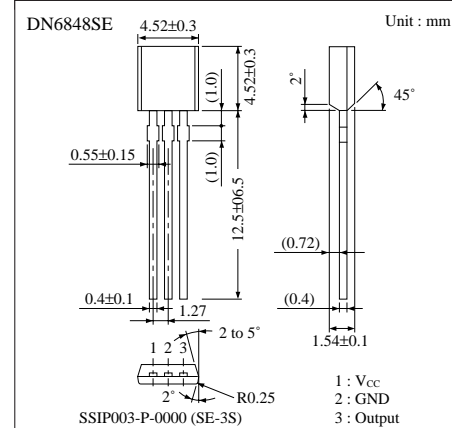
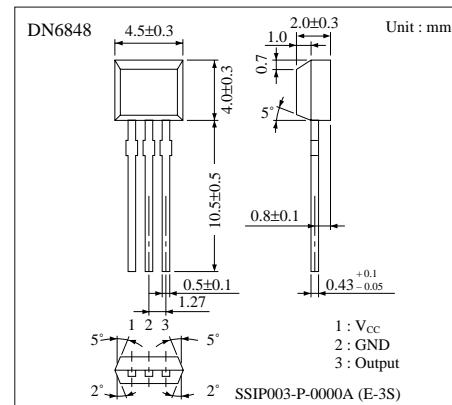
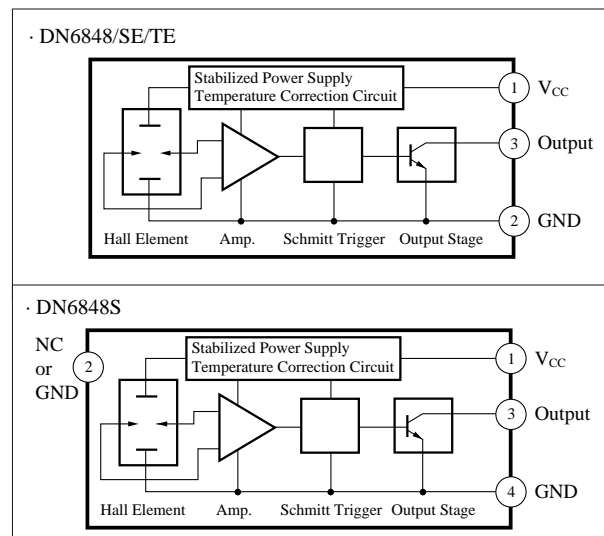
- High sensitivity and low drift
- Stable temperature characteristics due to the additional temperature compensator
- Wide operating supply voltage range ($V_{CC}=4.5$ to 16V)
- Operating in one way magnetic field
- TTL and MOS ICs directly drivable by output
- Output open collector

■ Applications

- Speed sensors
- Position sensors
- Rotation sensors
- Keyboard switches
- Microswitches

Note) This IC is not suitable for car electrical equipments.

■ Block Diagram



■ Absolute Maximum Ratings (Ta=25°C)

Parameter	Symbol	Rating	Unit
Supply voltage	V_{CC}	18	V
Supply current	I_{CC}	8	mA
Circuit current	I_O	20	mA
Power dissipation	P_D	150	mW
Operating ambient temperature	T_{opr}	-40 to +100	°C
Storage temperature	T_{stg}	-55 to +125	°C

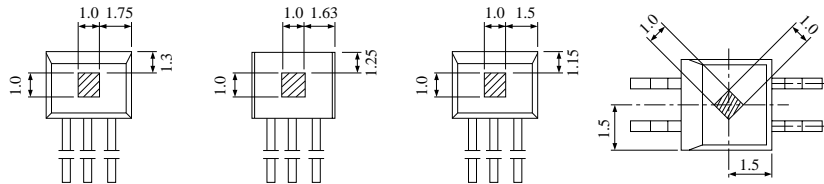
■ Electrical Characteristics (Ta=25°C)

Parameter	Symbol	Condition	min	typ	max	Unit
Operating flux density	$B_{1(L\ to\ H)}$	$V_{CC}=12V$	0.5	9	21	mT
	$B_{2(H\ to\ L)}$	$V_{CC}=12V$	1.5	11	22	mT
Hysteresis width	BW	$V_{CC}=12V$	1	2	—	mT
Low output voltage	V_{OL}	$V_{CC}=16V, I_O=12mA, B=22mT$	—	—	0.4	V
		$V_{CC}=4.5V, I_O=12mA, B=22mT$	—	—	0.4	V
High output current	I_{OH}	$V_{CC}=4.5\ to\ 16V$ $V_O=16V, B=0mT$	—	—	10	μA
Supply current	I_{CC}	$V_{CC}=16V$	—	—	6	mA
		$V_{CC}=4.5V$	—	—	5.5	mA

■ Hall Element Position

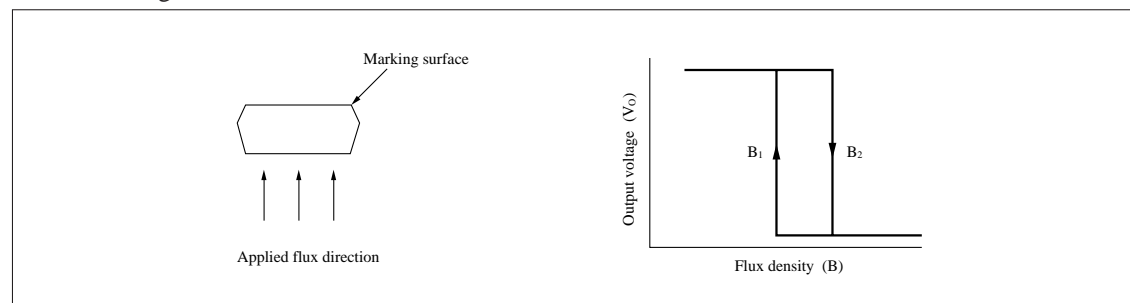
Unit : mm

The center of the Hall element is in the hatched area in the right figure.



Distance from package surface to sensor (mm)	DN6848	DN6848SE	DN6848TE	DN6848S
	0.7	0.42	0.4	0.65

■ Flux-Voltage Conversion Characteristics

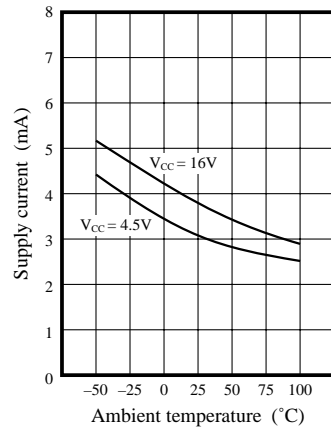


■ Precaution on Use

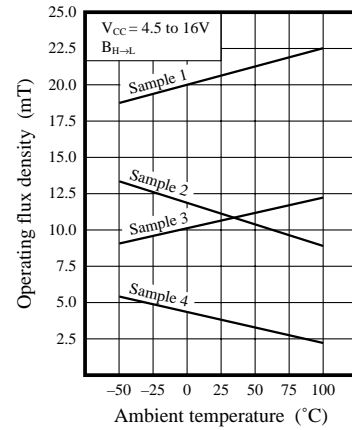
1. Change of the operation magnetic flux density does not depend on the supply voltage, because the stabilization power supply is built-in. (only for the range ; $V_{CC}= 4.5$ to $16V$)
2. Change from "H" to "L" level increases the supply current by approx. 1mA.

■ Characteristics Curve

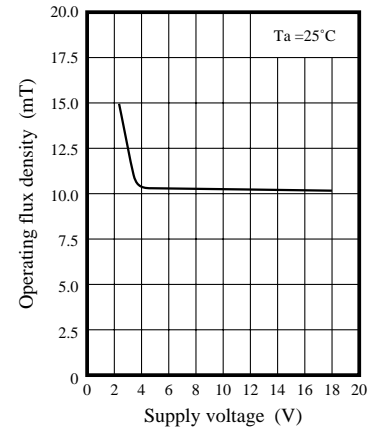
Supply voltage – Ambient temperature



Operating flux density – Ambient temperature



Operating flux density – Supply voltage



Output low level voltage – Ambient temperature

